

THE PENTHEON SERIES





THE NEW SUPERIOR PENTHEON SERIES UNRESTRAINED PERFORMANCE FOR YOUR MISSION.

All around the world first responders work in the most extreme conditions to save people's lives. They are faced with different challenges every day, all requiring quick decision making and solid teamwork. Working under pressure, in a race against the clock, first responders need equipment they can fully rely on. It is for these men and women that we have developed our new Pentheon Series: High-tech rescue tools that are miles ahead of all other equipment on the market, cordless and hose tools alike.

Only the Holmatro Pentheon Series offers you the unrestrained performance, unparalleled speed and ultimate control you've never experienced before!

PENTHEON



UNRESTRAINED PERFORMANCE FOR YOUR MISSION

- CUTTER PCU50 -

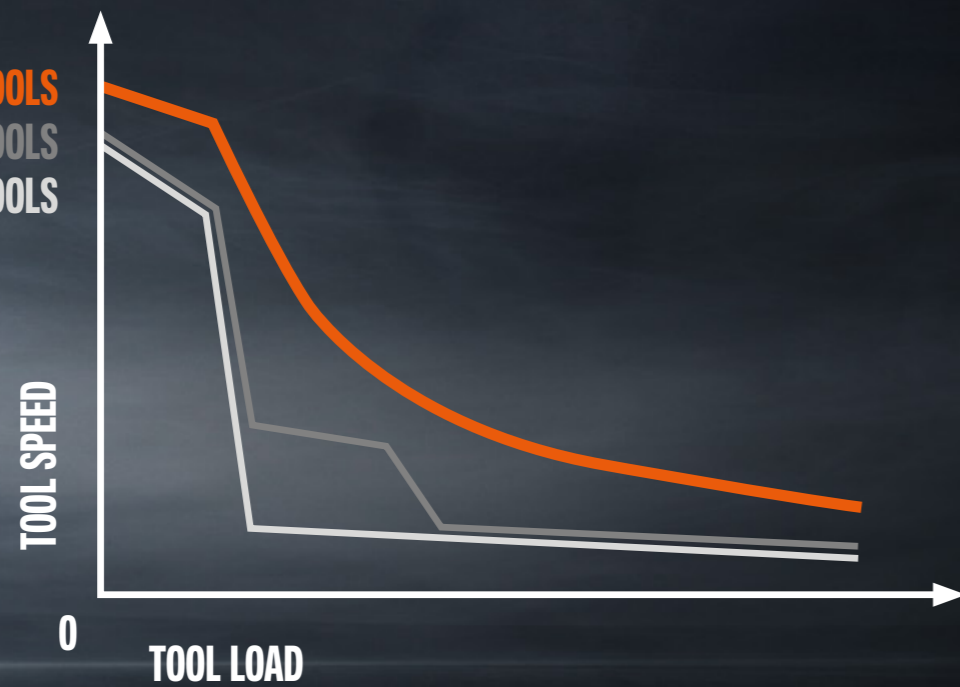
- TELESCOPIC RAM PTR50 -

- COMBI TOOL PCT50 -

- SPREADER PSP40 -



PENTHEON TOOLS
HOSE TOOLS
BATTERY TOOLS



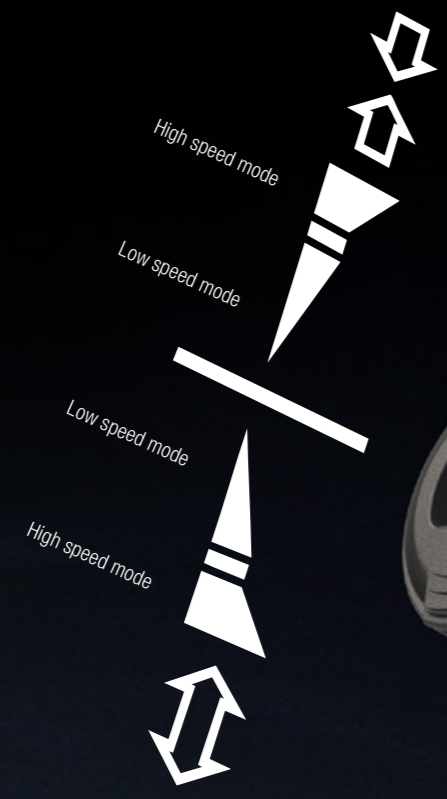
UNPARALLELED TOOL SPEED AT ANY LOAD

PATENTED

UNPARALLELED SPEED STEPLESS SPEED MAXIMIZATION

Pentheon tools are the fastest rescue tools on the market. A revolutionary mechatronic system inside the tools continuously optimizes the motor and pump settings, to deliver a maximized oil flow over the full pressure range. This provides you, as a rescuer, with unparalleled tool speed at any load.

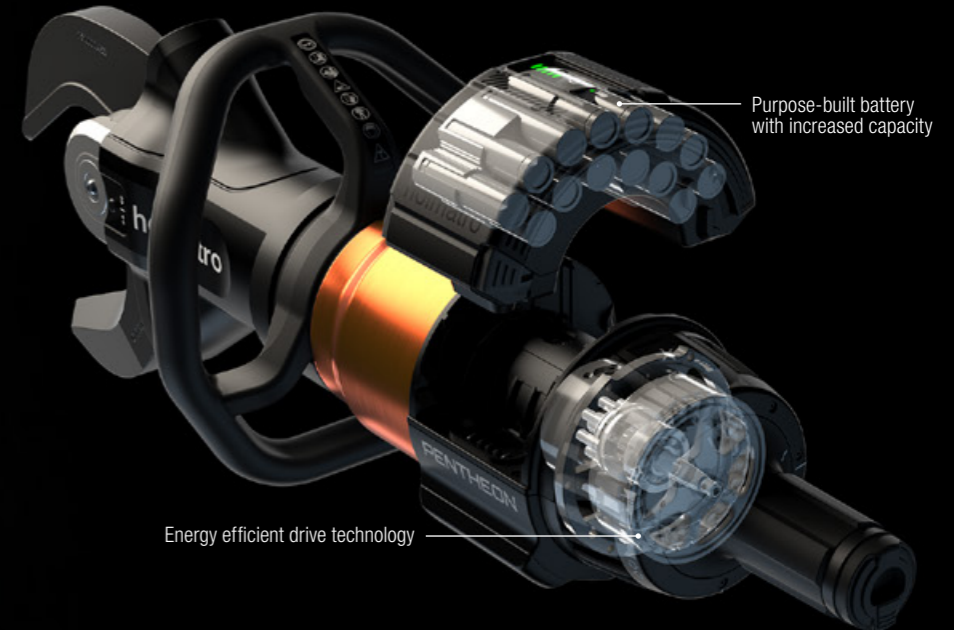
Where all other rescue tools show a significant decrease in speed when switching to another stage to deal with higher loads, Holmatro Pentheon tools stick to the ideal stepless speed curve.



ULTIMATE CONTROL TWO-MODE CONTROL HANDLE FOR ULTIMATE SPEED CONTROL

In the rescue business speed is nothing without control. Every second counts, but since you are working near a patient you need to be careful. Therefore our Pentheon tools have ultimate speed control. A unique two-mode control handle offers you the choice, at any time during the rescue operation, to switch between the tool's high-speed and low-speed modes. Within these two modes, the speed is still proportional to how far you turn the handle to its left or right.

Experience ultimate control of the fastest rescue tools ever!



MAXIMUM ENDURANCE EXTENDED WORKING TIME

Holmatro Pentheon tools help you get more work done without swapping batteries. These are the reasons why.

PURPOSE-BUILT BATTERY WITH INCREASED CAPACITY


Specially developed to power our high-performance Pentheon tools, this battery contains extra large and powerful cells. Thanks to the bigger cell volume, it heats up much slower than regular batteries. This means you can complete more work, while using its maximum power.

ENERGY EFFICIENT DRIVE TECHNOLOGY

The patented mechatronic system that controls the motor and pump settings of our Pentheon tools is extremely energy efficient. Especially when compared to the drive technology used in other cordless rescue tools. All with the aim to extend your working time.

AUTO START/STOP FUNCTION: NO ENERGY WASTE

When the tool is not operated or has reached its maximum pressure, the motor stops automatically. This saves valuable battery capacity. Simply turn the control handle to restart the tool.



MAXIMUM ENDURANCE USE IN ALL CONDITIONS

Whether it's hot or cold, in the rain or snow and even under water:
Pentheon tools can be used in all conditions.

TEMPERATURE MANAGEMENT TECHNOLOGY

Both tool and battery temperatures are continuously monitored to make sure these don't get too high, which would cause the tool to shut off. At extremely high temperatures Pentheon tools will automatically switch to working at a lower power consumption, without loss of force. All to make sure that you can keep going, even in hot weather and at high tool loads.

UNDERWATER USE

Should you encounter a situation where you need to use your rescue tools completely submerged in water, our Pentheon tools are up for the job!



USER CENTERED DESIGN BATTERY MANAGEMENT MADE EASY

What if battery management could be made as simple as just plugging it in?
Well, that's exactly what we have done!

ON-TOOL CHARGING

Stop swapping batteries! From now on you can charge the battery while it's still on the tool. Simply connect the tool to the charger and the whole charging process will regulate itself. The battery on the tool always has priority over the one on the charger, which will resume charging when the battery on the tool is 100% full. You can connect up to 3 chargers to be powered from a single outlet. This allows you to charge 6 batteries without any management.

MAGNETIC CONNECTOR

Easy connection and no disconnection required: Our On-Tool Charging Cord allows you to grab a tool and walk away with it. Thanks to the cord's magnetic connector the tool releases itself.



REALTIME DIAGNOSTICS


LED indicators on the battery and the charger give you instant feedback on the battery's temperature, state of charge and state of health. For more detailed battery information you can use our diagnostics software. A more extensive version of this software is available for authorized Holmatro (Dealer) Service Technicians. It combines in-depth tool diagnostics with integrated inspection procedures, to provide the best service for your Pentheon tools. Holmatro has special accessories available to connect the Pentheon tools and batteries to your laptop or pc.

USER CENTERED DESIGN COMPACT & INLINE TOOL DESIGN

Compact rescue tools are easier to handle and save space in your rescue truck. This is how we have managed to limit the dimensions of our high-performance Pentheon tools.

COMPACT INTEGRATED MOTOR & PUMP

Inside the tools the electric motor and the hydraulic pump share the same shaft. This saves a lot of space.



BATTERY INTEGRATED IN TOOL DESIGN


The battery has a semi-circle shape which makes it fit around the tool like a bracelet. This also contributes to the slim design of our Pentheon tools.

USER CENTERED DESIGN EASE OF USE

At Holmatro we design rescue tools with the end user in the first, second and third place. Some examples:

LED LIGHTS POWERED FROM MAIN BATTERY

Six high-output LED lights in the carrying handle illuminate your working area at night and neutralize annoying shadows during the day. They are powered from the main battery, which means they automatically switch on and off together with the tool. If desired, the lights can be switched off separately by pressing a button on the tool. But don't bother: their power consumption is next to nothing!



360° CARRYING HANDLE

With a carrying handle that goes all around the tool, you can hold the tool in any position. It also includes a suitcase grip for easy and well-balanced carrying. The handle is made of a damage-proof high-grade synthetic polymer. This extremely tough and elastic material has the unique property of always returning to its original shape.

INLINE CONTROL HANDLE WITH 360° ACCESS

Centrally positioned on the back of the tool, our control handle is always within reach. This allows for easy tool operation at all sides of the car and in any position.



CUTTER PCU50



ADDITIONAL FEATURES CUTTER

30° INCLINED BLADES

The angled jaw of our Pentheon Inclined Cutter offers you improved ergonomics when cutting high or low on the car. It allows you to operate the tool from a comfortable waist height. The inclined blade design also results in more space between the tool and the car, where your patient is located. For you, as a rescuer, this means easier and safer cutting.

NEW CAR TECHNOLOGY BLADE DESIGN

These U-shaped blades pull even the strongest car materials into the cutting recess, close to the central bolt, where they are cut at the highest possible force. For a superior cutting performance on the latest vehicle models.

OPTIMIZED CUTTING EDGE

Designed to withstand wear and damage even better. For a longer blade life and a superior cutting performance.

I-BOLT

The i-Bolt has a flat central bolt design without a blade holder in between. It presses the blades together directly and more firmly. This minimizes blade separation and maximizes cutting performance. The flat design also allows for better access into narrow spaces.



Improved ergonomics

Maximized working space



Optimized cutting edge

New Car Technology blades



Traditional central bolt

i-Bolt

SPECIFICATIONS CUTTER PCU50



Article number	151.000.684
Battery included	no
Max. cutting opening	182 mm
Theoretical cutting force	1389 / 141.6 (kN/t)
Round bar (S235 acc. to EN 13204)	41 mm
Protection rate	IP57
Weight excl. battery	20 kg
Weight, ready for use (incl. battery)	21.5 kg
Dimensions (L x W x H)	892 x 270 x 274 mm
EN 13204 classification	BC165K-21.5
EN 13204, cutting capacity	1K 2K 3K 4K 5K
NFPA 1936, cutting capacity	A8 B8 C7 D9 E9

Please see page 44/45 for information on the battery, charger and other accessories.



SPREADER PSP40



ADDITIONAL FEATURES SPREADER

NEW EXTREME GRIP SPREADER TIPS

Unique design with pointed teeth at both sides that bite into the material. The middle row of teeth on the inside of the tips is taller and offers instant grip. The teeth on the outside alternately point in the opposite direction, to prevent the spreader from slipping away. This allows for a superior grip over the full spreading range. Finally, the interlocking profile results in smaller insertion dimensions.



SPECIFICATIONS

SPREADER PSP40



Article number	151.000.685
Battery included	no
Spreading distance	725 mm
Min. spreading force (EN 13204)	43 / 4.4 (kN/t)
Max. spreading force	280 / 28.6 (kN/t)
Max. pulling force	51.7 / 5.3 (kN/t)
Max. squeezing force	59 / 6 (kN/t)
Protection rate	IP57
Weight excl. battery	17.9 kg
Weight, ready for use (incl. battery)	19.4 kg
Dimensions (L x W x H)	956 x 270 x 276 mm
EN 13204 classification	AS43/725-19.4
NFPA 1936, HPF	51.7 / 5.3 (kN/t)
NFPA 1936, HSF	69.2 / 7.1 (kN/t)
NFPA 1936, LPF	27 / 2.8 (kN/t)
NFPA 1936, LSF	39.1 / 4 (kN/t)

Please see page 44/45 for information on the battery, charger and other accessories.



TELESCOPIC RAM

PTR50



ADDITIONAL FEATURES TELESCOPIC RAM

SMART RAM EXTENSION

Now you only need one compact ram for all applications, including cross ramming from one side of the car to the other. Simply connect the optional extension pipe to bridge a gap of up to 1804 mm / 71 inches. The ram will automatically adapt its force to the new maximum length that can be achieved. All to make sure you can keep working safely.

PATENTED

INTEGRATED LASER POINTER

Integrated in the ram head, the laser pointer marks the exact spot where the ram will touch the car construction. It helps you position the tool first time right, which saves time and is safer for the patient. If you would need to retract the ram to reposition it, the car construction could spring back and re-entrap your patient. The laser pointer can help you avoid this risk.

DOUBLE CARRYING HANDLE

Our Pentheon ram has a double carrying handle for easy tool placement at both sides of the car. It also makes it easier to hold the ram inside the car, where space is limited. The double handle is made of a damage-proof high-grade synthetic polymer. This extremely tough and elastic material has the unique property of always returning to its original shape.

CROSS RAM SUPPORT SET (ACCESSORY)

Specially developed to distribute the force of the ram over a larger area, our Cross Ram Support Set provides a solid platform for cross ramming. It prevents the ram from pushing through car interior surfaces, which would make it lose its effectiveness. Equipped with grip teeth for maximum hold.

SPECIFICATIONS

TELESCOPIC RAM PTR50



Article number	151.000.678
Battery included	no
Extended length	1365 mm
Extended length incl. optional extension pipe	1804 mm
Retracted length	578 mm
Total spreading stroke	787 mm
Spreading stroke 1st plunger	405 mm
Max. spreading force 1st plunger	136 / 13.9 (kN/t)
Spreading stroke 2nd plunger	382 mm
Max. spreading force 2nd plunger	65 / 6.6 (kN/t)
Protection rate	IP57
Weight excl. battery	18.4 kg
Weight, ready for use (incl. battery)	19.9 kg
Dimensions (L x W x H)	578 x 256 x 443 mm
EN 13204 classification	TR136/405-65/382-19.9
NFPA 1936, HSF	136 / 13.9 (kN/t)
NFPA 1936, LSF	65 / 6.6 (kN/t)

Please see page 44/45 for information on the battery, charger and other accessories.





COMBI TOOL

PCT50



Two grip teeth at the inside of each combi tool blade

ADDITIONAL FEATURES COMBI TOOL

UNIQUE GRIP TEETH

Added to the inside of the combi tool blades, these teeth prevent the material from being pushed out during cutting.



REMOVABLE TIPS

The combi tool tips, which are specifically designed for spreading and squeezing, can be easily removed by hand. This allows you to cut material without crushing it.

I-BOLT

Holmatro invented the i-Bolt to minimize blade separation and maximize cutting performance. It presses the blades together directly (no blade holder in between!) and more tightly. This eliminates the need to tighten the central bolt after each tool use. Finally, the i-Bolt has a flat design for better access into narrow spaces.



SPECIFICATIONS

COMBI TOOL PCT50



Article number	151.000.529
Battery included	no
Spreading distance	380 mm
Min. spreading force (EN 13204)	43 / 4.4 (kN/t)
Max. spreading force	1860 / 189.7 (kN/t)
Max. cutting opening	320 mm
Theoretical cutting force	670 / 68.3 (kN/t)
Round bar (S235 acc. to EN 13204)	36 mm
Max. pulling force	104 / 10.6 (kN/t)
Max. squeezing force	87 / 8.9 (kN/t)
Protection rate	IP57
Weight excl. battery	18.8 kg
Weight, ready for use (incl. battery)	20.3 kg
Dimensions (L x W x H)	898 x 268 x 273 mm
EN 13204 classification	CK43/380J-20.3
EN 13204, cutting capacity	1J 2J 3K 4K 5K
NFPA 1936, cutting capacity	A7 B8 C8 D8 E8
NFPA 1936, HPF	104 / 10.6 (kN/t)
NFPA 1936, LPF	79.7 / 8.1 (kN/t)
NFPA 1936, HSF	42.5 / 4.3 (kN/t)
NFPA 1936, LSF	32.9 / 3.4 (kN/t)

Please see page 44/45 for information on the battery, charger and other accessories.



PENTHEON ACCESSORIES

PSP40

FOR ALL MODELS



Battery PBPA287

Battery PBPA287 (for all models)	
Article number	151.000.583
Battery type	Li-Ion
Capacity	7 Ah
Energy	176 Wh
Voltage	28 VDC
Protection rate	IP67



Battery Charger PBCH...

Required accessories (for all models)	Article number
Battery Charger PBCH1 (AC-EU)	151.000.629
Battery Charger PBCH2 (AC-US)	151.000.742
Battery Charger PBCH3 (DC)	151.000.632
Battery Charger PBCH4 (AC-JP)	151.000.630
Battery Charger PBCH5 (AC-UK)	151.000.631
Battery Charger PBCH6 (AC-KR)	151.001.209
Battery Charger PBCH7 (AC-CN)	151.001.518
Battery Charger PBCH8 (AC-IN)	151.001.519


FOR ALL MODELS



Mains Power Connector PMC...



On-Tool Charging Cord POTC1



Daisy Chain Power Cord DCPC1



Battery Diagnostic Tool PBDT1

Accessories (for all models)	Article number
Mains Power Connector PMC1 (EU)	151.000.633
Mains Power Connector PMC2 (US)	151.000.743
Mains Power Connector PMC4 (JP)	151.000.634
Mains Power Connector PMC5 (UK)	151.000.635
Mains Power Connector PMC6 (KR)	151.001.304
Mains Power Connector PMC7 (CN)	151.001.642
Mains Power Connector PMC8 (IN)	151.001.643
On-Tool Charging Cord POTC1*	151.000.499
Daisy Chain Power Cord DCPC1**	151.000.503
Tool Diagnostics Cord PTDC1***	151.000.508
Battery Diagnostics Tool PBDT1****	151.000.509



Tool Diagnostic Cord PTDC1

* On-Tool Charging Cord POTC1; Cable to connect a Pentheon tool to the charger for the purpose of on-tool battery charging. The battery on the tool has priority over the battery on the charger.

** Daisy Chain Power Cord DCPC1; Cable to connect 2 battery chargers. Up to 3 chargers can be connected to each other and powered from one outlet.

*** Tool Diagnostic Cord PTDC1; Cable to connect a Pentheon tool, or the Battery Diagnostic Tool, to a laptop or pc. Holmatro has developed special software for battery and tool diagnostics.

**** Battery Diagnostic Tool PBDT1; To be used with Tool Diagnostic Cord PTDC1.



Accessory Set In Case ACS 02



Pulling Attachment Set PAS 02



Cutting Tip Set CTS 01



Spreading Tip Set STS 02

Accessories PSP40	Article number
Accessory Set In Case ACS 02	150.182.288
Pulling Attachment Set PAS 02	150.182.274
Cutting Tip Set CTS 01	150.006.474
Spreading Tip Set STS 02	150.006.475
Pulling Chains Set In Case PCS 02	150.582.021
Pulling Chains Set PCS 01	150.582.152



Pulling Chains Set In Case PCS 02




Pulling Chains Set PCS 01

PTR50



Extension Pipe TRE03



Cross Ram Support Set XRS01



Ram Support HRS 22 NCT



Ram Support HRS 22

Accessories PTR50	Article number
Extension Pipe TRE03, length: 439 mm	151.000.804
Cross Ram Support Set XRS01	151.001.164
Ram Support HRS 22 NCT	150.003.105
Ram Support HRS 22	150.181.011

PCT50



Spreading Tip Set STS 04



Pulling Attachment Set PAS 07



Accessory Set In Case ACS 04



Pulling Chains Set In Case PCS 04

Accessories PCT50	Article number
Spreading Tip Set STS 04	150.014.731
Pulling Attachment Set PAS 07	150.182.078
Accessories Set In Case ACS 04	150.182.365
Pulling Chains Set In Case PCS 04	150.582.020
Pulling Chains Set PCS 03	150.582.261



Pulling Chains Set PCS 03

With two high-tech production plants in the Netherlands and the USA, the strictest quality, safety and performance standards in the market and a history of groundbreaking product innovations, Holmatro is the world's leading rescue tool supplier. We are very proud to see that Holmatro tools are the first choice of many fire & rescue professionals around the globe.

**DOUBLE
PLUNGER RAM**

First ram with twin plungers. Designed to double the spreading distance without the risk of a plunger bending.



**CORE
TECHNOLOGY**

The world's first single hose / single coupler system. A turning point in rescue tool technology, making rescue procedures safer, quicker and easier.



**INCLINED
CUTTER**


First cutter with a 30-degree angled jaw, improving user comfort and maximizing working space.



INCLINED CUTTING

A HISTORY OF INNOVATION

1968 1969 1970 1971 1972 1973 1974 1975 1976 1977 1978 1979 1980 1981 1982 1983 1984 1985 1986 1987 1988 1989 1990 1991 1992 1993 1994 1995 1996 1997 1998 1999 2000 2001 2002 2003 2004 2005 2006 2007 2008 2009 2010 2011 2012 2013 2014 2015 2016 2017 2018 2019 2020 2021 2022



**720 BAR
WORKING PRESSURE**

First hydraulic rescue tools operating at a pressure higher than 500 bar. The birth of lighter and more compact rescue equipment.

**PERSONAL
POWER PUMP**

The first lightweight, mobile rescue pump enabling one man to carry a full set of tool, pump and hoses on his own.



**NCT
CUTTERS**

First cutter with U-shaped NCT (New Car Technology) blades, specially designed to cut new car construction.



**BATTERY
TOOLS**

First high-performance battery-powered rescue tools. Easy to carry and handle thanks to a low weight (< 15 kg incl. battery).



**PENTHEON
SERIES**

Unparalleled speed, ultimate control and the unrestrained performance to keep working in all circumstances. Miles ahead of all other rescue tools in the market.



YOU CAN COUNT ON US, FOR LIFE

holmatro.com

 Holmatro Rescue World

 @HolmatroRescue

 holmatrorescue

 HolmatroRescue